

**Ramanujan College
(University of Delhi)
Kalkaji New Delhi - 110019**

BALANCE SHEET AS AT 31st March, 2025

Amount in Rupees

SOURCES OF FUNDS	Schedule	2024-2025	2023-2024
CORPUS/CAPITAL FUND	1	(553,063,504)	(601,888,807)
DESIGNATED/ EARMARKED/ ENDOWMENT FUNDS	2	329,687,642	291,703,737
CURRENT LIABILITIES & PROVISIONS	3	1,502,992,266	1,525,586,747
TOTAL		1,279,616,404	1,215,401,677

APPLICATION OF FUNDS	Schedule	2024-2025	2023-2024
FIXED ASSETS	4	307,057,308	326,039,491
Tangible Assets		16	41,073
Intangible Assets		128,440,352	73,616,511
Capital Works-in-Progress			
INVESTMENT FROM EARMARKED / ENDOWMENT FUNDS	5	308,695,000	214,250,000
Long Term			
Short Term			
INVESTMENT – OTHERS	6	433,891,000	302,491,000
CURRENT ASSETS	7	64,923,767	264,422,984
LOANS, ADVANCES & DEPOSITS	8	36,608,960	34,540,618
TOTAL		1,279,616,404	1,215,401,677

SIGNIFICANT ACCOUNTING POLICIES	23
CONTINGENT LIABILITIES AND NOTES TO ACCOUNTS	24

Mos
S.O. A/Cs

Chiram
A.O. A/Cs


Devashe
Bursar


Principal
Principal

**Ramanujan College
(University of Delhi)
Kalkaji New Delhi - 110019**


INOCME AND EXPENDITURE ACCOUNT FOR THE YEAR ENDED ON 31st March, 2025

Particulars	Schedule	2024-2025		2023-2024	
		Rs.		Rs.	
INCOME					
Academic Receipts	9	1,334,570		765,875	
Grants / Subsidies	10	432,535,424		419,855,173	
Income from investments	11	-		-	
Interest earned	12	605,593		772,211	
Other Income	13	2,557,013		1,841,252	
Prior Period Income	14	-		-	
TOTAL (A)		437,032,600		423,234,511	
EXPENDITURE					
Staff Payments & Benefits (Establishment expenses)	15	413,039,187		495,009,193	
Academic Expenses	16	-		-	
Administrative and General Expenses	17	10,918,271		4,420,315	
Transportation Expenses	18	50,440		41,135	
Repair & Maintenance	19	-		-	
Finance costs	20	-		-	
Other Expenses	21	-		-	
Prior Period Expenses	22	-		-	
Depreciation	4	21,983,778		21,772,440	
TOTAL (B)		445,991,676		521,243,083	
Balance being excess of Expenditure over Income (A-B)		(8,959,076)		(98,008,572)	
Building fund		-		-	
Others (specify)		-		-	
Balance Being Surplus / (Deficit) Carried to Capital Fund		(8,959,076)		(98,008,572)	
SIGNIFICANT ACCOUNTING POLICIES			23		
CONTINGENT LIABILITIES AND NOTES TO ACCOUNTS			24		


S.O. A/Cs


A.O. A/Cs


Bursar


Principal

RECEIPTS AND PAYMENT FOR THE YEAR 2024-25

Receipts	2024-25	2023-24	Payment	2024-25	2023-24
I. Opening Balances					
a) Cash In Hand			I. Expenses		
b) Bank Balance			(a) Establishment Expenses	435,010,402	488,044,506
i) In Current Accounts			(b) Academic Expenses		
ii) In Deposit/sweep Accounts					
Own Fund	302,491,000	290,251,142			
Earmark Fund	214,250,000	188,060,344			
iii) In Saving Accounts			(c) Administrative Expenses	11,794,128	5,379,577
Own Fund	177,698,340	145,423,301			
Earmark Fund	83,115,378	70,950,959	(d) Financial Assistance to Students	-	-
II. Grant Received					
a) From Government of India (MHRD)			(e) Transportation Expenses	50,440	41,135
b) From UGC	436,600,000	423,712,000			
c) From DU	-	95,000,000	(f) Repair and Maintenance Expenses		
c) From MMTP	3,850,000	-			
III. Academic Receipts	1,334,570	765,875			
			(g) Finance Expenses	-	-
IV. Receipts against Earmarked/endowments Funds	78,527,192	132,817,316			
			(h) Prior Period Expenses	-	-
V. Receipts against Sponsored Projects/Schemes	928,000	963,000			
			II. Payments against Earmarked/endowments Funds	42,596,509	80,305,201
VI. Receipts against Sponsored Fellowships/Scholarships					
			III. Payments against Sponsored Projects/Schemes	633,209	129,000
VII. Income on Investments From			IV. Payments against TLC grant		
a) Earmarked/Endowment funds	16,348,201	12,790,214			
b) Other Investments	2,287,393	3,698,033	V. Investments and Deposits Made		
c) From Other Sources	1,017,267	1,359,884	a) Out of earmarked/Endowment Funds		
VIII. Interest Received On			b) Out of Own Funds (Investments- Others)		
a) bank Deposits	32,975,487	19,600,916			
b) Loans and Advances			VI. Other Payments		
c) Saving bank Accounts	3,454,995	6,584,677	Payments made to Creditors/Debtors	913,487	798,425
			Payment to Evaluation centre	-	25,013
			University Fees	10,188,350	
			Grant Refund to UGC/DU	698,460	8,538,594
			TDS		
			GST		
			Tds/ GST Paid		
			Evaluation Center		
			EMD Payment		
			Deposits and advances		

Mog
S.O. A/cs

Shivam
A.O. A/cs

Abhishek
Bursar

Contd. On next Page
[Signature]
Principal

Ramanujan College
(University of Delhi)
Kalkaji New Delhi - 110019

			VII. Expenditure on Fixed Assets and Capital Work-in-Progress		
IX. Investment Encashed			a) Fixed Assets	26,303,414	32,006,171
			b) Capital Work-in-Progress	31,480,965	1,928,922
X. Term Deposits with scheduled banks Encashed					
			VIII. Other Payments including Statutory Payments	-	-
XI. Other Income	2,557,013	1,841,252	IX. Refunds of Grants	-	-
			X. Deposits and Advances	2,777	102,009
XII. Deposits and Advances	102,009	1,57,777	XI. Paid to RITES	3,490,581	-
			XII. Closing Balances		
XIII. Miscellaneous Receipts including statutory receipts			a) Cash-in-Hand	-	-
			b) Bank Balances		
			In current Accounts		
XIV. Any Other Receipts			In Saving Accounts	-	-
University Fees	10,093,750		Own Fund	44,839,608	177,698,340
Payment received from Examination Centre	-	-	Earmark Fund	17,950,508	83,115,378
Received from Debtors	798,425	836,370	In Deposits Accounts		
Eveluation Center	-	-	Own Fund	433,891,000	302,491,000
EMD	75,000	-	Earmark Fund	308,695,000	214,250,000
Tds/ GST	34,819	40,211		1,368,538,839	1,394,853,271
TOTAL	1,368,538,839	1,394,853,271			

Mog
S.O. A/cs

Shivam
A.O. A/cs

W. K. K. K.
Bursar

V. V. V.
Principal